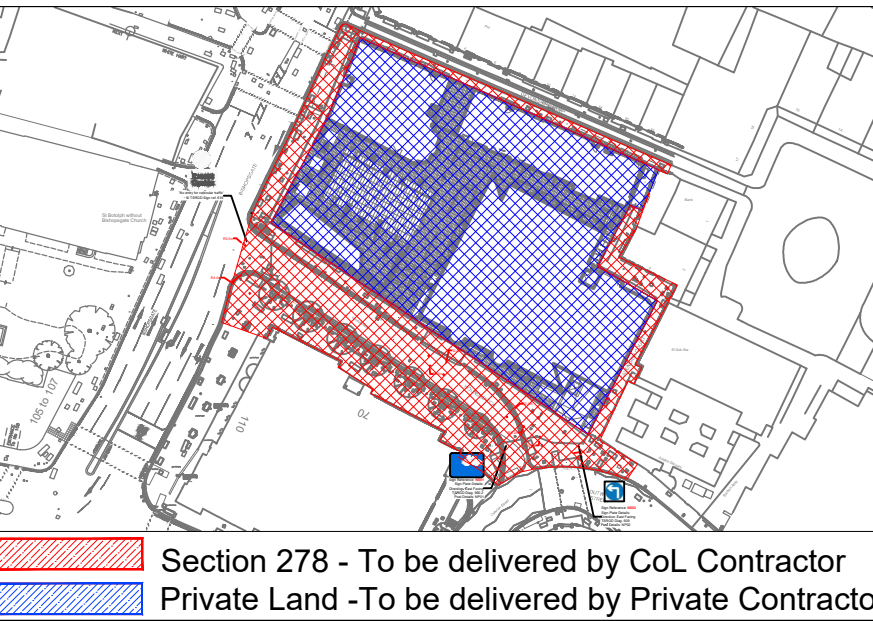


NOTES

1. DRAWING BASED ON TOPOGRAPHICAL SURVEY RECEIVED FROM MACLEOD SIMMONDS (DEC 2014) DRAWING NO. MSLD140444
2. NO INFORMATION TO BE SCALED FROM THIS DRAWING.
3. YORKSTONE PAVING TO BE LAID PERPENDICULAR TO ADJACENT KERB.
4. WORKS SHALL COMPLY WITH THE CURRENT CITY OF LONDON SPECIFICATION FOR HIGHWAY WORKS.
5. ALL HARD MATERIAL BROKEN OUT UNDER THE CONTRACT IS TO BE DISPOSED OF TO CONTRACTOR'S TIP.
6. THE CONTRACTOR WILL BE HELD RESPONSIBLE FOR ANY DAMAGE CAUSED TO PRIVATE HIGHWAYS AND PRIVATELY OWNED STREET FURNITURE.
7. EXACT LOCATION OF DROPSHAFT / GULLIES WILL BE DETERMINED IN DETAILED DESIGN STAGES.
8. FOOTWAY UTILITY CHAMBERS TO BE REPLACED WITH RECESSED COVERS.
9. REFER TO CONSTRUCTION DRAWING 800-16100325-CD FOR DETAILS

KEY

- NEW 63MM DEEP YORKSTONE PAVING, 600MM WIDE, VARYING LENGTHS TO BE LAID PERPENDICULAR TO ADJACENT KERB
- NEW 63MM DEEP YORKSTONE PAVING, 300MM X 200MM TO BE LAID PERPENDICULAR TO ADJACENT KERB
- NEW RAISED CARRIAGEWAY IN 2 COLOUR MIX PORTUGUESE GRANITE SETTS (70% SILVER GREY, 30% MID GREY) LAID RANDOMLY, FLAMED TOP AND THE TOP 20MM OF ALL SIDES TO BE CROPPED
- NEW 300X150X150MM MID GREY GRANITE SETT PAVING TO FORM CARRIAGEWAY CHANNEL
- NEW 400X400X63MM YORKSTONE TACTILE PAVING
- NEW 150 X 300MM FLAMED TEXTURED SILVER GREY PORTUGUESE GRANITE KERB
- NEW 300 X 200MM FLAMED TEXTURED SILVER GREY PORTUGUESE GRANITE KERB
- NEW CoL C3 BOLLARDS, TO INCLUDE FOR 600MM PLANTED DEPTH. LOCATION TO BE AGREED WITH CoL ENGINEER
- EXISTING GULLY TO BE REPLACED WITH NEW 400X400MM CYCLE FRIENDLY FRAME AND COVER
- PROPOSED NEW 900X450MM GULLY AND 400X400MM CYCLE FRIENDLY FRAME AND COVER
- PROPOSED NEW CATCHPIT
- DS DROPSHAFT COVER TO BE REPLACED WITH NEW
- PROVIDE AND INSTALL STEEL POST 76MMØ, WITH NEW SIGN



Rev No.	Date	Description	By
Revision			

PROJECT:
**150 BISHOPSGATE
HIGHWAY ENHANCEMENT
SCHEME**

TITLE:
**SECTION 278
GENERAL ARRANGEMENT**

CLIENT:
**HIGHWAY DESIGN
AND CONSTRUCTION**

DEPARTMENT OF THE BUILT ENVIRONMENT
PO BOX 270
GUILDHALL
LONDON
EC2P 2EJ
TEL: 020 7606 3030

**CITY
OF
LONDON**

Sheet: SHEET 1 of 1	THIS MAP IS REPRODUCED FROM ORDNANCE SURVEY MATERIAL WITH THE PERMISSION OF ORDNANCE SURVEY ON BEHALF OF THE CONTROLLER OF HER MAJESTY'S STATIONERY OFFICE © CROWN COPYRIGHT 2018. ALL RIGHTS RESERVED. UNAUTHORISED REPRODUCTION INFRINGES CROWN COPYRIGHT AND MAY LEAD TO PROSECUTION OR CIVIL PROCEEDINGS. CITY OF LONDON 100023243 2018.
Date: FEBRUARY 2020	
Designed by: KE	
Checked by: BM	
Scale & Drawing Size: 1:200 @ A1	Revision: --
Drawing No: 100-16100325-GA	

FOR CONSTRUCTION


ISSUED BY:

SIGNED:

DATE:

St Botolph without
Bishopsgate Church

New 600xRLx63mm Scoutmoor Yorkstone
Paving. See Construction details dwg no.
800-16100325-CD3 for details



'No entry for vehicular traffic'
to TSRGD Sign ref. 616



Vehicular traffic must turn left ahead
sign to TSRGD sign ref. 609


13 no. new Stainless street tubular cycle stands to
be supplied by Kent Stainless. See Construction
details dwg no. 800-16100325-CD10 for details

Yorkstone paving to be taken up locally around existing
tree grilles and re-set to existing levels. Replace any
broken slabs with new. Existing street furniture to remain

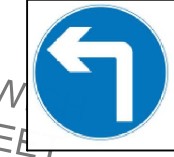
New raised carriageway in 2 colour mix Portuguese granite
setts **150x150x100mm** (70% silver grey, 30% mid grey) See
Construction details dwg no. 800-16100325-CD1 for details

ReRoot 1000 ribbed root barrier sheet with 300mm overlap
between trees. Sheet to be supplied by Green Blue Urban. See
Construction details dwg no. 800-16100325-CD12 for details

Extent of CoL utility pipe subway



New raised carriageway in 2 colour mix Portuguese granite
setts **150x150x150mm** (70% silver grey, 30% mid grey) See
Construction details dwg no. 800-16100325-CD1 for details



Sign Reference: **NS02**
Sign Plate Details:
Direction: East Facing
TSRGD Diag. 609
Post Details: NP02

New 63mm deep Yorkstone paving, 300mmx200mm. See
Construction details dwg no. 800-16100325-CD4 for details

Extent of waterproofing to the pipe subway. See Construction dwg
no. 800-16100325-CD7 and 100-16100325-WA for details

C3 CoL bollards with 3m centre to centre spacing. See
Construction details dwg no. 800-16100325-CD7 for details

300x600mm wide Scoutmoor Yorkstone channel. See
Construction details dwg no. 800-16100325-CD4 for details